













## Reproduction and Print Specification

<b>Printing Process</b>	<input type="text" value="Offset"/>		
<b>max. Colours</b>	<input type="text" value="6"/>		
<b>Varnish</b>	<input type="text" value="1"/>		
<b>Print Order</b>	<input type="text" value="black, cyan, magenta, yellow, SF1, SF2"/>		
<b>Printcodes</b>	<input checked="" type="checkbox"/> HKS <input checked="" type="checkbox"/> CMYK <input checked="" type="checkbox"/> Pantone other: EPPLE BoFood + SIEGWERK Tempo Nutripack		
<b>Finishing</b>	<input checked="" type="checkbox"/> Varnish matt <input checked="" type="checkbox"/> other: Stamp	<input checked="" type="checkbox"/> Varnish glossy	<input checked="" type="checkbox"/> Varnish seidenmatt
<b>Screen width</b>	<input checked="" type="text" value="70er /ca.175 lpi"/>		
<b>Screen Dot</b>	<input type="text" value="Ellipse (euclidean )"/>		
<b>Angle</b>	<input type="text" value="70°"/>		
<b>Curve</b>	first printing Dot last printing Dot	<input type="text" value="3-5 %-Angabe"/> <input type="text" value="98 %-Angabe"/>	
<b>max.Colouration</b>	<input type="text" value="3-4 g/qm ( 340% )"/>		
<b>Colour Space</b>	<input type="text" value="LAB"/>		
<b>Colour Profil</b>	<input type="text" value="ISO Coated V2 (ECI)"/>		
<b>Colour Modus</b>	<input type="text" value="C,M,Y,K"/>		
<b>Tone Value</b>	<input type="text" value="It.PSO"/>		
<b>Trapping</b>	<input type="text" value="0,05 mm"/>		
<b>Bleed</b>	<input type="text" value="5 mm"/>		
<b>EAN Größe min./max.</b>	<input type="text" value="SC0=82% - SC9=200%"/>		
<b>White Area</b>	<input type="text" value="left + right 5 mm"/>		<b>Ruhezone</b>
<b>Text Size</b>	<input type="text" value="3"/> pt. positiv	<input type="text" value="4"/> pt. negativ	} to metallic colours are greater
<b>Line Thickness</b>	<input type="text" value="0,25"/> pt.	<input type="text" value="0,35"/> pt.	
<b>Passertolerance</b>	<input type="text" value="0,05"/> +/- from Colour to Colour in mm		
<b>Edge distance Text/Pictures</b>	<input type="text" value="3 mm"/>		
<b>Resolution Pictures</b>	<input type="text" value="mind. 300dpi"/>		
<b>Symbols</b>	We can provide them on request		

## Preface

The purpose of this general information is to provide a basis for talking to you in the same language with regard to an optimal print result in layout and color imaging. In order to avoid delays and additional costs of an order, we would like to introduce our guidelines.

## Delivery:

**Contactperson:** Werk 1 - Austraße 65, 71642 Ludwigsburg: Frau Sachsenröder - Tel.: 07141/563900-51  
[druckvorstufe@leopold-verpackungen.de](mailto:druckvorstufe@leopold-verpackungen.de)

**Transmission:** per CD/DVD, per FTP-Server, per E-Mail

## Processing:

### with Costs:

Software: Illustrator CS6, InDesign CS6, Photoshop CS6



### Preprintservice:

Digital / electronic image processing (EBV), image composing  
Digital pre-press (typesetting, layout, scans, digital photography, retouching, proofing)  
Remove image parts - complex image changes - masking  
Color adjustments of image parts - light and shadow complement drawings ....  
New and redesigned media for the print media sector.  
recolour - sharpen - smooth - apply image parts - crop - clean .....

Color space conversion - profile adjustments  
Gradation changes  
Picture design - picture redesign

CGS Colorproof ORIS COLOR TUNER:  
Epson / CGS proofing systems  
Media wedge and documentation  
Color-consistent digital proofs  
Ugra / Fogra standards  
ISO Coated v2 (ECI)

**We can send you an offer!**

### without Costs ( show technical Guidelines):

Betriebssystem/Software: Adobe PDF Version 1.3



## Technical Guideline

### Punch

Please use our original contour in order to be able to precisely adapt the printed image. The punch has to be created in the file on a separate processing level with its own solid color "punch" and a level designation as "punch". The object attribute must be set to "Overprint". The punching contour should be designed as a vector graphic and must contain the L-B-H dimensions as well as the paint-free surfaces. We would be pleased to provide you with these under the possible file formats eps, ai, pdf, cf2

### Colours

The document must be created as ISOCoated V2 (ECI) in the CMYK color space, special colors must be specified in HKS or Pantone and also be named as these. Please delete any unexposed colors. For multi-color printing, black solid colors with max. 50% cyan. The maximum coverage is 320% . The shelf life date must be coloured in one colour and be brighten.

### Finishing

For additional refining, e.g. Blind embossing or varnishing, additional colors are to be applied, which are e.g. Can be referred to as "embossing" or "varnishing".

### Trapping

The trapping of 0.05 mm must be adjusted correctly.

### Bleed

The trim is outside of all cutting lines at least 5mm.

### binding Proofs

For color matching in the printing, a color and text-binding digital proof is required, which contains the FOGRA media wedge for the control. The measuring fields should be at least 5x5 mm in size. Without providing this proof, no warranty claims can be accepted for the correctness of the printed object. In the case of special colors, a digital proof is only the result of a simulation of the print and raster result without CMYK for the special colors. For this purpose the color fan is a binding reference. Color strips can also be supplied from color trays. The proof must be a binding image of the data supplied. We will gladly provide you with an offer for proofs.

### Codes

All bars are to be applied in only one color, ideally black or other dark colors. The underground must be white. The codes should be displayed optimally and sharply. Please also note the resting zones to be observed!

### File form und File name

The document size should be displayed on a single page with 100% size (original format) and can be stored unambiguously identifiable as a file name without special characters, spaces and umlauts.

### Graphical Elements

Text and image distances to cuts or crevices should be kept with at least 3 mm in order to achieve an optimal reading image. The necessary font sizes and line sizes must be adhered to. Avoid hairlines! All fonts must be embedded. Images and graphics must have a resolution of at least 300 dpi (no RGB !!!) and be embedded in a scale of 1: 1. Please avoid any printable, useless elements and layers as these can lead to unpredictable results in the print.

### Check PDF

The PDF test can only be checked within 2-3 days after the punch release and after receipt of the order.